

Self-registration - Registering a DFO Online Profile: Step-by-Step

If you do not have a National Online Licensing System Profile:

You will need an electronic credential (GCKey or SecureKey) to use the National Online Licensing System. For help with this process, see the "[Getting Your GCKey](#)" step-by-step guide. Once you have created your credential, proceed to Step 5 below.

Note: If you already have an electronic credential with another Government of Canada Department, you can use your log in information to set up your National Online Licensing System Profile.

If you already have a National Online Licensing System Profile:

Upon your first log in after the Profile Recovery feature is launched, you will need to set up your Profile Recovery Questions. For help with this process, proceed to Step 12 below.

1. Type <https://fishing-peche.dfo-mpo.gc.ca> in your Internet browser and click the button of your preferred language.



Welcome / Bienvenue

National Online Licensing
System



Système national d'émission
de permis en ligne

English

Français

Canada



Effective immediately, e-mail notifications sent by the National Online Licensing System will be sent from DFO.NOLS.DoNotReply-SNEPL.NePasRepondre.MPO@canada.ca. The previous e-mail address, NOLS_No_Reply-SNEPL_ne_pas_repondre@dfo-mpo.gc.ca, will no longer be used. Please note that this new e-mail address is not monitored and any e-mails received will not be acknowledged. For telephone and e-mail contact information, visit the Client Support page.

À partir de maintenant, les avis par courriel envoyés par le Système national d'émission de permis en ligne proviendront de l'adresse DFO.NOLS.DoNotReply-SNEPL.NePasRepondre.MPO@canada.ca. L'ancienne adresse, NOLS_No_Reply-SNEPL_ne_pas_repondre@dfo-mpo.gc.ca, ne sera plus utilisée. Veuillez noter que cette nouvelle adresse électronique n'est pas surveillée et qu'aucun avis de réception ne sera envoyé. Pour consulter les coordonnées téléphoniques et électroniques, visitez la page du Soutien à la clientèle.



Reminder: Please take note of your Login User ID and Password if you are an existing or returning Client. You will need this information each time that you log in to the National Online Licensing System.

Rappel : Veuillez prendre note de votre ID utilisateur et de votre mot de passe pour vous connecter si vous êtes déjà un client. Vous aurez besoin de ces renseignements chaque fois que vous vous connecterez au Système national d'émission de permis en ligne.

Need help?

- Just getting started? Make sure that you have everything you need by [clicking here](#).
- Forgotten your User ID or Password information? [Click here for help](#).
- Contact Client Support by email at fishing-peche@dfo-mpo.gc.ca or toll free at 1-877-535-7307.

Vous avez besoin d'aide?

- Vous commencez juste? Vérifiez que vous avez tout ce dont vous avez besoin en [cliquant ici](#).
- Vous avez oublié votre ID utilisateur ou votre mot de passe? [Cliquez ici pour obtenir de l'aide](#).
- Vous pouvez communiquer avec le service à la clientèle par courriel en écrivant à l'adresse fishing-peche@dfo-mpo.gc.ca ou par téléphone en appelant le numéro gratuit 1-877-535-7307.

2. Click the “GCKey Log In” button.

[Home](#) → DFO eAccess


Choose a secure Sign-In Method


You must sign in to access the Fisheries and Oceans Canada (“DFO”) service you requested.


Continue to Sign-In Partner


- Use the same sign-in information you use for other online services (e.g. online banking).
- None of your information (e.g. financial, banking) will be shared with DFO. Your Sign-In Partner will not know which government service you are using.
- You will temporarily leave the DFO web site to use your Sign-In Partner.



► [View the full list of Sign-In Partners](#)


BMO  **Financial Group**



 **RBC**

 **Scotiabank**

 **TD**

 **Desjardins**  **Tangerine**
Forward Banking

 **Choice Rewards**

 **Caisses populaires acadiennes**  **CAISSES POPULAIRES**

Resource Centre

[Frequently Asked Questions \(FAQs\)](#)

Continue to GCKey

- Sign-in with a GCKey user ID and password if you do not use one of the Sign-In Partners.
- Register for a GCKey user ID and password if you do not have one.

3. Type in your GCKey user ID and password and click the “Log In” button.

 **Government of Canada** **Gouvernement du Canada** [Français](#)

[Definitions](#) [Frequently Asked Questions \(FAQ\)](#) [Help](#)

[Home](#) [Sign In / Sign Up](#)

Welcome to GCKey

Sign In

Username: **(required)**

Password: **(required)**

[Forgot your password?](#)

Simple Secure Access

A simple way to securely access Government of Canada online services.


One username.
One password.

Your GCKey can be used to access multiple Government of Canada online [Enabled Services](#).

Please select **Exit** to leave the GCKey service and return to the Government of Canada online service.

4. Click the “Continue” button.

[Français](#)

 **Government of Canada** **Gouvernement du Canada**

Definitions Frequently Asked Questions (FAQ) Help

[Home](#) → Welcome

Welcome

You last signed in with your GCKey on Wednesday, November 09, 2016 at 13:00:52 ET.

From this page you can [Change Your Password](#), [Change Your Recovery Questions](#) or [Revoke Your GCKey](#).

To help protect your information, please remember to sign out and close your browser before leaving this computer unattended.

Please select **Continue** to return to the Government of Canada online service.

Options

- [Change Your Password](#)
- [Change Your Recovery Questions](#)
- [Revoke Your GCKey](#)
- [Sign Out](#)

5. Click the “Self-registration” link.

[Home](#) → DFO eAccess

Registration Options

Now that you have registered and/or logged in with your Government of Canada credential provider, you will need to complete your registration with Fisheries and Oceans Canada. Your registration options are identified below. Click on the question mark beside each registration option for additional information.

Self-registration ?

Select this [self-registration](#) option if you do not already have a profile with Fisheries and Oceans Canada and need to register.

Recover existing profile ?

Select this [profile recovery](#) option if you already have a profile with Fisheries and Oceans Canada but you have forgotten your log in information and have now logged in with a new GCKey or SecureKey Concierge credential. You will need to provide your Profile Recovery Number.

DFO passcode ?

Select this option if you already have been provided with a Passcode by Fisheries and Oceans Canada. Enter it below and select Validate Passcode to complete your registration.

DFO passcode:

Cancel registration ?

You may also [cancel the registration process](#) if you do not wish to register with DFO at this time. Note that you will not be granted access to the protected areas of the selected DFO system until registration is completed.

6. Click the “I accept” button to accept the terms and conditions of use.

[Home](#) → [DFO eAccess](#)

DFO Registration - Terms & Conditions Of Use

Fisheries and Oceans Canada Secure Online Terms and Conditions of Use

In return for Fisheries and Oceans Canada giving you access to DFO Secure Online Services, you agree to abide by the following Terms and Conditions of Use:

1. You agree to keep your user ID and password secret, and not to share them with anyone. If you suspect that others have obtained them, you are responsible for contacting [DFO](#) immediately.
2. You certify that any information provided by you is true, accurate and complete
3. You understand and accept that [DFO](#) can revoke your access to [DFO](#) Secure Online Services if you fail to abide by these Terms and Conditions of Use, as a security measure or for administrative reasons
4. You understand and accept that [DFO](#) is not responsible for any losses or damages incurred by anyone because of:
 - The use of the information available through [DFO](#) Secure Online Services
 - Any restriction, delay, malfunction, or unavailability of [DFO](#) Secure Online Services

Your personal information is being collected pursuant to the *Department of Fisheries and Oceans Act* and the *Financial Administration Act* and will be used only to establish an online profile. For more details or access to your personal information, contact the Access to Information and Privacy (ATIP) Coordinator at [DFO](#) at ATIP-LAIPRP@DFO-MPO.GC.CA.

To continue, please click on *I Accept* to indicate your acceptance of these Terms and Conditions. Click on *I Do Not Accept* if you do not agree with these Terms and Conditions. Click on *Cancel* to return to a previous screen. Please note that you will not be able to access [DFO](#) Secure Online Services unless you accept the Terms and Conditions.

Note: You may also click “I do NOT accept” or “Cancel.” Doing so will mean that you will not be able to continue with the registration process.

7. Type your name and e-mail address and choose your preferred language and address type. Then, click the “Next” button.

[Home](#) → DFO eAccess

DFO Registration — Basic details

In order to create your DFO profile, the information below is required. This information will be saved and used when you use using DFO Secure Online Services in the future.

Please follow the instructions below to create your profile with the department:

* Required Field

Name

Name Prefix, e.g. Mr.:

Legal Given Names:*

Preferred Given Names:

Legal Family Name:*

Name Suffix, e.g. Jr.:

Other

Preferred Language:

Email:*

Address Type:*

8. Type your Postal Code in the box. Then, click the “Next” button.

[Home](#) → DFO eAccess

DFO Registration - Canadian Postal Code

If you have a Canadian address, enter your postal code.

* Required Field

Postal Code:*

9. Complete your mailing information if needed. Then, click the “Next” button.

TIP: To type your address in manually, click the “Enter address manually” button.

[Home](#) → DFO eAccess

DFO Registration - Canadian Civic Address

Your address has been pre-populated using your postal code, please verify the address details and provide the additional information required.

* Required Field

Civic Address

Street Number:*	<input type="text"/>
Suffix:	<input type="text"/>
Unit Type:	<input type="text"/>
Unit Number:	<input type="text"/>
Street Name:*	<input type="text"/>
Street Type:*	<input type="text" value="DR"/>
Street Direction:	<input type="text"/>
Building Name:	<input type="text"/>
Complex Name:	<input type="text"/>
City/Municipality:*	<input type="text"/>
Province:*	<input type="text" value="ON"/>
Postal Code:*	<input type="text"/>

DFO Registration - Manually entered

You have chosen to manually enter your Canadian address, possibly because your address could not be found via postal code entry. Please enter your address details below.

Note: If you wish to return to the postal code entry form to preselect your address using the Canada Post database, press the *Previous* button below.

* Required Field

User-entered address

Address Line 1:*

Address Line 2:

Address Line 3:

City/Municipality:*

Province:*

Postal Code:*

Next

Previous

Cancel

10. Type your telephone number and area code in the spaces provided. You may also type in a fax number and/or mobile telephone number. Then, click the "Next" button.

DFO Registration — North American Telephone Details

Please enter the main telephone number(s) to contact you regarding DFO matters, and a fax number, should you have one.

* Required Field

Telephone

Area Code:*

Local Telephone Number:*

Extension:

Fax

Fax Area Code:

Local Fax Number:

Mobile

Mobile Area Code:

Local Mobile Number:

Next

Previous

Cancel

11. Review your profile and click the “Save” button if it is correct.

[Home](#) → DFO eAccess

DFO Registration - Confirm profile details

Please review the information below to ensure that your profile with the Department is up to date. To add or change information in your profile, click the *Back* button. Click the *Save* button to save your profile.

Profile details

Name Prefix, e.g. Mr.:

Legal Given Names:* Name

Preferred Given Names:

Legal Family Name:* Nom

Name Suffix, e.g. Jr.:

Preferred Language: English

Email:* email@email.com

Mailing Address:*

Address Type:*

Telephone:*

Fax:

Mobile:

TIP: To make changes, click the “Back” button.

12. Record your Profile Recovery Number for future reference. Select three different Recovery Questions and provide answers to these questions. Click the “Save answer” button when you have completed the answers to your questions.

Recovery Questions - Setup

You are now asked to choose three Recovery Questions and provide answers to these questions. These security questions are different from the questions that you were required to answer while creating your GCKey or SecureKey Concierge login information. Once these questions have been setup, you will be able to recover your Fisheries and Oceans Canada profile online at any time if you forget or lose your GCKey or SecureKey Concierge login information.

Profile Recovery

Your Profile Recovery Number is: **00000000**

It is very important to make note of your Profile Recovery Number and keep it in a safe place.

This is your unique 8 character Profile Recovery Number that will allow you to recover your Fisheries and Oceans Canada profile if you forget your login information. For your protection, it is important that you do not share this Profile Recovery Number with anyone as it can be used to access your information.

Recovery Questions

Select questions from the drop down list that you will be able to remember and choose answers that only you will know.

Each question can only be selected once and each answer provided must contain at least four characters (numbers or letters).

Question 1:	<input type="text" value="Where did you first meet your significant other?"/>
Answer 1:	<input type="text"/>
Question 2:	<input type="text" value="Who was your most memorable school teacher?"/>
Answer 2:	<input type="text"/>
Question 3:	<input type="text" value="What subject in school did you enjoy the most?"/>
Answer 3:	<input type="text"/>

Once you have selected three questions and provided three answers, click on the *Print Page* button to print this page with your Profile Recovery Number and Recovery Questions. Keep this page in a safe place so that you can use this information to access your profile if you lose your login information.

After you have printed this page, click on the *Save Answers* button to continue.

TIP: Click the “Print Page” button for a copy of all your Profile Recovery information.

- Click your cursor in the white box and then, click the “Register” button. You will now be taken to the National Online Licensing System and may complete the licensing transactions that you require.

You are not enrolled

Please choose one of the following options to enroll in National Online Licensing System

Register For New Account

If you have not been given a National Online Licensing System Access Code, you can register here for a new account.

I do not have a National Online Licensing System Access Code

[Register](#)

[Cancel](#)

- You will now be logged in to the National Online Licensing System. Your registration to use the system is complete.

DFO Home

Home > Notifications

User: Name Nom

[Log Off](#)

Notifications

[Notifications](#)

Profile

[Personal Information](#)

[Representatives](#)

[Organizations](#)

Licensing

[Licences](#)

[Vessels](#)

[Print Documents](#)

Requests

[Submit Request](#)

[Request Status](#)

Notifications

Read the notifications below. Full article is available by clicking individual links.

Check to include historical notifications for the last 3 years. [Refresh](#)

Notifications to be acknowledged

Notification Text	Date Issued	Account
Welcome to the National Online Licensing System	2016-11-09	Name Nom